

## Features:

- Constant Current mode output with multiple levels selectable by dip switch
- DALI 2 dimming function (IEC62386)
- AC input: 100-277VAC
- Built-in active PFC function
- Efficiency up to 83.3%
- Protections: Short circuit/ Over load/ Over temperature
- Cooling by free air convection
- Suitable for intelligent LED lighting



## Models

### ELED-20-C250/700DP2

#### Output Specifications

	700mA	600mA	550mA	500mA	450mA	400mA	350mA	250mA
Rated Current	<b>TTT</b>	<b>ITT</b>	<b>TIT</b>	<b>TTI</b>	<b>ITT</b>	<b>ITI</b>	<b>TII</b>	<b>III</b>
Voltage Tolerance	± 3%							
Output Voltage	3-29V	3-33V	3-36V	3-40V	3-42V	3-42V	3-42V	3-42V
Rated power	20.3W	19.8W	19.8W	20W	18.9W	16.8W	14.7W	10.5W

#### Input Specifications

Voltage Range	100-277VAC							
Frequency Range	47-63Hz							
Inrush Current	27A (Twidth=184μs 230VAC)							
Power Factor (Typ.)	0.95	0.95	0.95	0.95	0.95	0.95	0.95	0.95
Full Load Efficiency (Typ.)	85%	85%	85%	86%	86%	86%	86%	86%
AC Current (Typ.)	0.27A							
Leakage Current	<0.50mA/220VAC							

#### Protection

Short Circuit	Hiccup mode, recovers automatically after fault condition is removed
Over Load	≤120%
Over Current	≤1.4*I out
Protection Class	II

#### Environment

Working Temperature	-40~+80°C (Refer to derating curve)
Working Humidity	20-90% RH, non-condensing
Storage Temperature, Humidity	-40~+80°C, 10-95% RH

## Environment

Temperature Coefficient	±0.03%/°C (0-50°C)
Vibration	10-500Hz, 2G 12min./ 1 cycle, period for 60min.each along X, Y, Z axes

## Safety & EMC

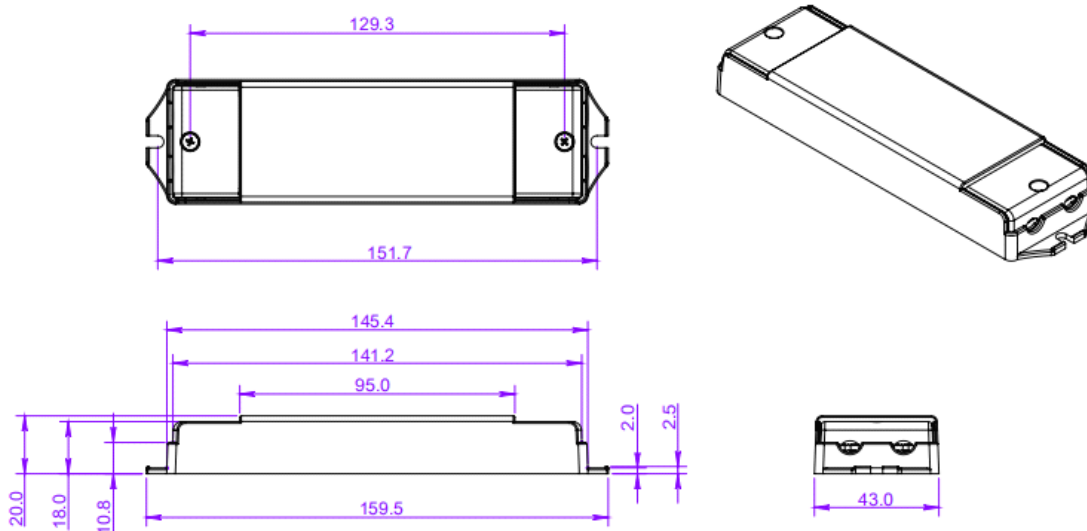
Safety standards	EN61347-1, EN61347-2-13, UL8750
Withstand voltage	I/P-O/P:3.75KVAC
Isolation resistance	I/P-O/P:100MΩ/500VDC/25°C/70%RH
EMC Emission	Compliance to EN55015, EN61000-3-2,3 (≥50% load), FCC Part 15B
EMC Immunity	Compliance to EN61000-4-2,3,4,5,6,11, EN61547, A light industry level (surge 4KV)

## Other Specifications

Weight	0.15 kg
Size	159.5 x 43 x 20 mm
Packing	320 x 280 x 215 mm (50PCS/CTN)

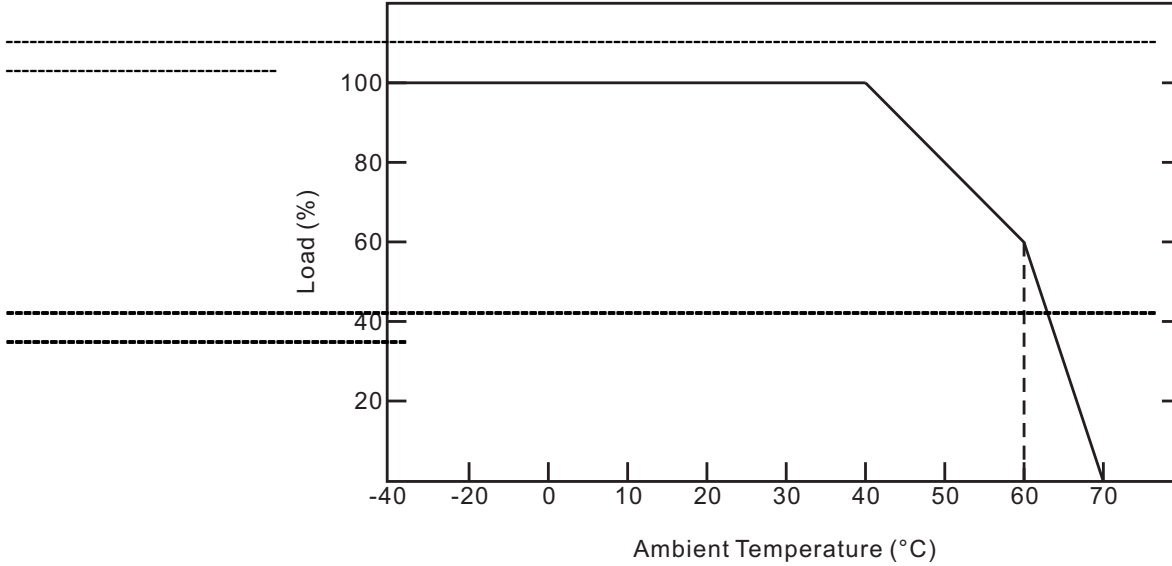
## Mechanical Specifications

SP2



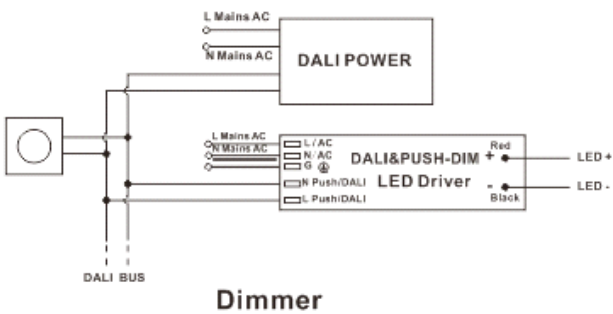
- ※Input with DG126 terminals 3P: Live Wire AC (L), Neutral Wire AC(N)
- ※Output LED SEC with DG126 terminals 2P: output Positive (LED+), output negative (LED-). Connected to LED Lamps.
- ※DALI or PUSH Dim. terminals with DG126 terminals 2P:  
when DALI dimming, signal dimming DA1, DA2 ( No polar ) connected to the BUS of the DALI Master;  
when PUSH dimming, (N) is connected to AC (N) while white (L) is connected to Push dim switch dimmer( L ) ;
- ※Suggested wire diameter: Input 0.75-2mm<sup>2</sup>; Output:0.5-2mm<sup>2</sup>.
- ※Please make sure you connect these correctly otherwise your product will not function correctly and could be damaged.
- ※Note: Any other requests we can customized.

## Derating Curve

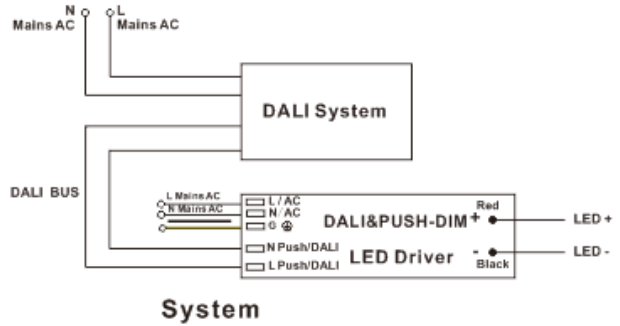


## Dimming Operation

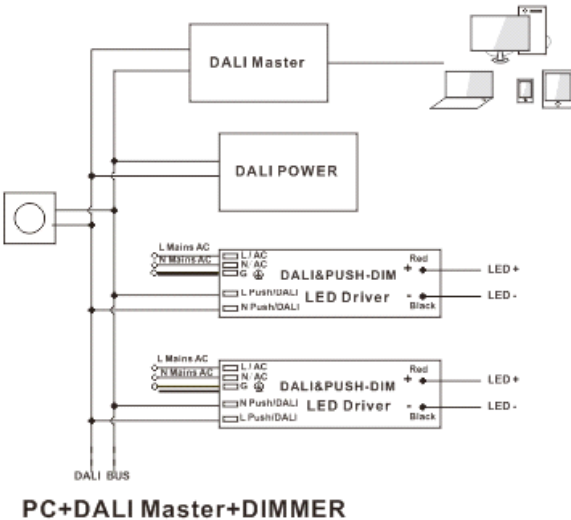
DALI Dimming Wiring Diagram 1



DALI Dimming Wiring Diagram 2



DALI Dimming Wiring Diagram 3



Push-Dimming Wiring Diagram 1

